PRODUCT CATALOGUE
EDITION 11/2026

PRESSURE WASHER CONTROL ELECTRONICS

TLR Control Electronics

From essential modules to fully configurable control systems. Reliability and safety for every pressure washer.



20 models · hot and cold water · up to 20 kW

Made in Italy

THE TLR RANGE

Built to work hard

Moisture, vibration, thermal stress and heavy duty cycles: every TLR board is made to last and to protect the machine.

The TLR line ensures safe, stable and reliable operation of pressure washers even in the harshest working conditions: from simple delay modules to fully PC-configurable control units, for hot and cold-water machines.

TOTALSTOP

Delayed pump-motor stop when the trigger is released: fewer starts, longer motor and pump life.

Epoxy potting

Electronics fully encapsulated in resin against dust, moisture and vibration.

Universal power supply

On AF, EEP, CNT and FULL models: 90–520 Vac detected automatically, no jumpers.

PC-configurable

With the TesterTLR software: timings, safety controls, I/O testing and live monitoring.

Diagnostics and traceability

Serial number, hour-meter, maintenance warning and LED alarm codes.

Hot-water safety

Diesel delay, cut-off on water shortage, flame photocell, thermostat and motor thermal.

THE SERIES

PREMIUM	The top of the range: up to 20 kW and complete hot-water machine management, all PC-configurable.	TLR FULL · TLR 15 · TLR 20
ADVANCED	Microprocessor control, universal power supply and diagnostics for hot and cold-water machines.	TLR-EC · TLR 11 CNT · TLR 11 AF · TLR 4 EEP · TLR 4 FTC
STANDARD	The reliable reference control units with TOTALSTOP function and built-in safety features.	TLR 11 · TLR 4 FC · TLR 4 F
BASIC	Essential, compact solutions for single-phase, three-phase and pressure-switch-start machines.	TLR 6 FLW · TLR 4 FLW · TLR 1 · TLR 2
ACCESSORIES	Delay, timer and flame-control modules to pair with the control unit.	FTC · TMA24 · RTD230 · RTV230
CAR WASH	Electronics for token-operated car wash systems.	DAG02_24

SERIES

Premium

The top of the range: up to 20 kW and complete hot-water machine management, all PC-configurable.

Total power and control

Our flagship units: from complete hot-water machine management to cold-water motors up to 20 kW.

- Up to 20 kW on cold-water machines
- Complete hot-water machine management
- Configuration and diagnostics from a PC



TLR FULL

COMPLETE CONTROL UNIT FOR HOT-WATER PRESSURE WASHERS

Hot · Cold · 90–520 Vac



- Complete hot-water management: pump, fan, spark, anti-scale
- 4 diagnostic LED indicators
- Fully PC-configurable

POWER SUPPLY	PUMP 400 V	PUMP 230 V	DIMENSIONS
90–520 Vac	7.5 kW · 10 HP	5.5 kW · 7.5 HP	130×100×50 mm

Weight 530 g — Datasheet: Datasheet_TLRFULL.pdf

TLR 15

CONTROL UNIT FOR COLD-WATER PRESSURE WASHERS

Cold · 230 Vac · 400 Vac



- Cold-water machines up to 15 kW
- PC-configurable with hour-meter
- Programmable 24 Vac output

POWER SUPPLY	PUMP 400 V	PUMP 230 V	DIMENSIONS
230 / 400 Vac	15 kW · 20 HP	8 kW · 10.8 HP	100×100×48 mm

Weight 900 g — Datasheet: Datasheet_TLR15.pdf

TLR 20

CONTROL UNIT FOR COLD-WATER PRESSURE WASHERS

Cold · 230 Vac · 400 Vac



- The most powerful: up to 20 kW
- 90 A relays and 6 mm² cables
- PC-configurable with hour-meter

POWER SUPPLY	PUMP 400 V	PUMP 230 V	DIMENSIONS
230 / 400 Vac	20 kW · 27 HP	8 kW · 10.8 HP	100×100×48 mm

Weight 950 g — Datasheet: Datasheet_TLR20.pdf

SERIES

Advanced

Microprocessor control, universal power supply and diagnostics for hot and cold-water machines.

TLR-EC

CONTROL MODULE FOR COLD-WATER MACHINES WITH CONTACTOR

Cold · 90–250 Vac



- For machines with external contactor
- Motor thermal input with event counter
- 90–250 Vac power supply

POWER SUPPLY	OUTPUT	PUMP	DIMENSIONS
90–250 Vac	**10** A NO relay	**Via** external contactor	**90×60×32** mm

Weight 60 g — Datasheet: Datasheet_TLREC.pdf

TLR 11 CNT

CONTROL UNIT FOR HOT-WATER PRESSURE WASHERS

Hot · Cold · 90–520 Vac



- Microprocessor evolution of TLR 11
- Universal 90–520 Vac power supply
- Hour-meter, maintenance and diagnostics

POWER SUPPLY	PUMP 400 V	PUMP 230 V	DIMENSIONS
90–520 Vac	**7.5** kW · 10 HP	**5.5** kW · 7.5 HP	**100×100×48** mm

Weight 530 g — Datasheet: Datasheet_TLR11CNT.pdf

TLR 11 AF

CONTROL UNIT FOR COLD-WATER PRESSURE WASHERS

Cold · 90–520 Vac



- Automatic 90–520 Vac voltage detection
- Starts only with closed pressure switches
- Replaces and unifies the FLW models

POWER SUPPLY	PUMP 400 V	PUMP 230 V	DIMENSIONS
90–520 Vac	**7.5** kW · 10 HP	**5.5** kW · 7.5 HP	**110×55×48** mm

Weight 360 g — Datasheet: Datasheet_TLR11AF.pdf

TLR 4 EEP

CONTROL UNIT FOR HOT-WATER PRESSURE WASHERS

Hot · Cold · 90–520 Vac



- Low-cost microprocessor control
- Universal 90–520 Vac power supply
- Direct replacement for TLR 4 FC

POWER SUPPLY	PUMP 400 V	PUMP 230 V	DIMENSIONS
90–520 Vac	**4** kW · 5 HP	**3** kW · 4 HP	**85×68×47** mm

Weight 300 g — Datasheet: Datasheet_TLR4EEP.pdf

TLR 4 FTC

CONTROL UNIT FOR HOT-WATER PRESSURE WASHERS

Hot · Cold · 230 Vac · 400 Vac



- Flame photocell and thermostat
- 6-code blink diagnostics
- PC-configurable

POWER SUPPLY	PUMP 400 V	PUMP 230 V	DIMENSIONS
230 / 400 Vac	**4** kW · 5 HP	**3** kW · 4 HP	**85×68×47** mm

Weight 480 g — Datasheet: Datasheet_TLR4FTC.pdf

SERIES

Standard

The reliable reference control units with TOTALSTOP function and built-in safety features.

Proven reliability

The reference control units for hot and cold-water pressure washers, easy to install and replace.

- TOTALSTOP function
- Diesel cut-off on water shortage
- Electronics encapsulated in epoxy resin



TLR 11

CONTROL UNIT FOR HOT-WATER PRESSURE WASHERS

Hot · Cold · 230 Vac · 400 Vac



- Built-in transformer: fully self-contained
- 24 Vac · 150 mA auxiliary output
- 12 s TOTALSTOP and diesel delay

POWER SUPPLY	PUMP 400 V	PUMP 230 V	DIMENSIONS
230 / 400 Vac	7.5 kW · 10 HP	5.5 kW · 7.5 HP	99×99×48 mm

Weight 750 g — Datasheet: Datasheet_TLR11.pdf

TLR 4 FC

CONTROL UNIT FOR HOT-WATER PRESSURE WASHERS

Hot · Cold · 230 Vac · 400 Vac



- 13 s TOTALSTOP on all phases
- Diesel cut-off on water shortage
- 3 s solenoid valve delay

POWER SUPPLY	PUMP 400 V	PUMP 230 V	DIMENSIONS
230 / 400 Vac	4 kW · 5 HP	3 kW · 4 HP	85×68×47 mm

Weight 450 g — Datasheet: Datasheet_TLR4FC.pdf

TLR 4 F

CONTROL UNIT FOR COLD-WATER PRESSURE WASHERS

Cold · 230 Vac · 400 Vac



- 13 s TOTALSTOP for cold-water machines
- Low-voltage switch
- Compact TLR 4 series format

POWER SUPPLY	PUMP 400 V	PUMP 230 V	DIMENSIONS
230 / 400 Vac	4 kW · 5 HP	3 kW · 4 HP	85×68×47 mm

Weight 450 g — Datasheet: Datasheet_TLR4F.pdf

SERIES

Basic

Essential, compact solutions for single-phase, three-phase and pressure-switch-start machines.

Essential and compact

The simplest solutions for single-phase, three-phase or direct pressure-switch-start machines.

- TOTALSTOP or start on closed pressure switch
- Quick 6.3 mm Faston connection
- Small footprint



TLR 6 FLW

CONTROL UNIT FOR COLD-WATER PRESSURE WASHERS

❄ Cold · 230 Vac · 400 Vac



- Pump runs only with closed pressure switch
- 3 independent 20 A relays
- 7 s timing

POWER SUPPLY	PUMP 400 V	PUMP 230 V	DIMENSIONS
230 / 400 Vac	5.5 kW · 7.5 HP	4 kW · 5.4 HP	110×55×48 mm

Weight 550 g — Datasheet: Datasheet_TLR6FLW.pdf

TLR 4 FLW

CONTROL UNIT FOR COLD-WATER PRESSURE WASHERS

❄ Cold · 230 Vac · 400 Vac



- Pump runs only with closed pressure switch
- No initial TotalStop cycle
- Compact format

POWER SUPPLY	PUMP 400 V	PUMP 230 V	DIMENSIONS
230 / 400 Vac	4 kW · 5 HP	3 kW · 4 HP	86×52×46 mm

Weight 380 g — Datasheet: Datasheet_TLR4FLW.pdf

TLR 1

CONTROL UNIT FOR 230 VAC PRESSURE WASHERS

🔥 Hot · ❄ Cold · 230 Vac



- Single-phase 230 Vac, one relay
- 8 s TOTALSTOP
- Built-in diesel delay

POWER SUPPLY	PUMP 230 V	TOTALSTOP	DIMENSIONS
230 Vac	3 kW · 4 HP	8 s	85×68×47 mm

Weight 440 g — Datasheet: Datasheet_TLR1.pdf

TLR 2

CONTROL UNIT FOR 400 VAC PRESSURE WASHERS

🔥 Hot · ❄ Cold · 400 Vac



- Three-phase 400 Vac, two relays
- 8 s TOTALSTOP
- Built-in diesel delay

POWER SUPPLY	PUMP 400 V	TOTALSTOP	DIMENSIONS
400 Vac	4 kW · 5 HP	8 s	85×68×47 mm

Weight 440 g — Datasheet: Datasheet_TLR2.pdf

SERIES

Accessories

Delay, timer and flame-control modules to pair with the control unit.

FTC

FLAME-PRESENCE CONTROL BOARD

12 Vac · 24 Vac · 90–250 Vac



- Boiler flame-presence control
- 12 / 24 / 90–250 Vac versions
- Diesel cut-off after 5 s without flame

POWER SUPPLY	OUTPUT	TRIP	DIMENSIONS
12 / 24 / 230 Vac	6 A NO relay	5 s without flame	50×40×25 mm

Weight 80 g — Datasheet: Datasheet_FTC.pdf

TMA24

24 VAC SAFETY TIMER

24 Vac



- 5–55 s safety timer
- 6 A relay, NC contacts
- Fixed-time version on request

POWER SUPPLY	OUTPUT	TIME	DIMENSIONS
24 Vac	6 A NC relay	5–55 s	50×40×25 mm

Weight 80 g — Datasheet: Datasheet_TMA24.pdf

RTD230

3 S DELAY MODULE FOR DIESEL SOLENOID VALVE

230 Vac



- Fixed 3 s delay
- In series with the load, up to 2 A
- 12 / 24 Vac versions on request

POWER SUPPLY	LOAD	DELAY	DIMENSIONS
230 Vac	Up to 2 A	3 s	50×30×18 mm

Weight 25 g — Datasheet: Datasheet_RTD230.pdf

RTV230

DIESEL DELAY AND POST-VENTILATION MODULE

230 Vac



- 3 s diesel delay at start-up
- 6 s smoke post-ventilation
- Motor load up to 5 A

POWER SUPPLY	MOTOR	TIMES	DIMENSIONS
230 Vac	Up to 5 A	3 s / 6 s	50×40×30 mm

Weight 80 g — Datasheet: Datasheet_RTV230.pdf

SERIES

Car Wash

Electronics for token-operated car wash systems.

DAG02_24

TOKEN TIMER FOR CAR WASH SYSTEMS

90–520 Vac



- Token timer with display
- Up to 635 s or 127 min per token
- 90–520 Vac power supply

POWER SUPPLY	THREE-PHASE	SINGLE-PHASE	DIMENSIONS
90–520 Vac	4 kW · 5 HP	3 kW · 4 HP	115×93×30 mm

Weight 140 g — Datasheet: Datasheet_DAG02_24.pdf

SELECTION GUIDE

TLR function comparison

The main features at a glance. For details and wiring diagrams refer to the datasheet of each model.

	PREMIUM			ADVANCED				STANDARD					BASIC		
Feature	TLR FULL	TLR 15	TLR 20	TLR-EC	TLR 11 CNT	TLR 11 AF	TLR 4 EEP	TLR 4 FTC	TLR 11	TLR 4 FC	TLR 4 F	TLR 6 FLW	TLR 4 FLW	TLR 1	TLR 2
Power supply	90–520	230/400	230/400	90–250	90–520	90–520	90–520	230/400	230/400	230/400	230/400	230/400	230/400	230 V	400 V
Max pump 400 V	7.5 kW	15 kW	20 kW	Contactor	7.5 kW	7.5 kW	4 kW	4 kW	7.5 kW	4 kW	4 kW	5.5 kW	4 kW	–	4 kW
Max pump 230 V	5.5 kW	8 kW	8 kW	Contactor	5.5 kW	5.5 kW	3 kW	3 kW	5.5 kW	3 kW	3 kW	4 kW	3 kW	3 kW	–
Application	H/C	C	C	C	H/C	C	H/C	H/C	H/C	H/C	C	C	C	H/C	H/C
Total Stop	✓	✓	✓	✓	✓	✓	✓	✓	✓	✓	✓	—	✓	✓	✓
Diesel delay	✓	—	—	—	✓	—	✓	✓	✓	✓	—	—	—	✓	✓
Water shortage	✓	—	—	✓	✓	—	✓	✓	—	—	—	—	—	—	—
Micro-leaks	✓	✓	✓	✓	✓	—	✓	✓	—	—	—	—	—	—	—
Photocell	✓	—	—	—	—	—	—	✓	—	—	—	—	—	—	—
Thermostat	✓	—	—	—	—	—	—	✓	—	—	—	—	—	—	—
Diesel float	✓	—	—	—	—	—	—	—	—	—	—	—	—	—	—
Motor thermal	✓	—	—	✓	—	—	—	—	—	—	—	—	—	—	—
Hour-meter	✓	✓	✓	✓	✓	—	—	✓	—	—	—	—	—	—	—
PC interface	✓	✓	✓	✓	✓	—	—	✓	—	—	—	—	—	—	—
LED indicators	4	1	1	2	1	–	–	1	–	–	–	–	–	–	–
Resin-potted	✓	✓	✓	—	✓	✓	✓	✓	✓	✓	✓	✓	✓	✓	✓

H = hot water · **C** = cold water Power supply in Vac, 50/60 Hz Contactor = power set by the external contactor FLW and 11 AF: start only with closed pressure switches, no initial TotalStop



Let's talk about your project

Timings, functions and connections can be customized: we also design custom boards, potted or open-frame.

G.Milani s.a.s. di Tettoni Fabrizio & C.
Via Cavaglietto 25 · 28010 Cavaglio d'Agogna (NO) · Italy

Tel. **+39 0322 80 68 20** · **info@gmilani.it** · Technical office **ufficiotecnico@gmilani.it**

gmilani.cloud

Chat with us on WhatsApp

Data subject to change without notice. Images for reference only.